




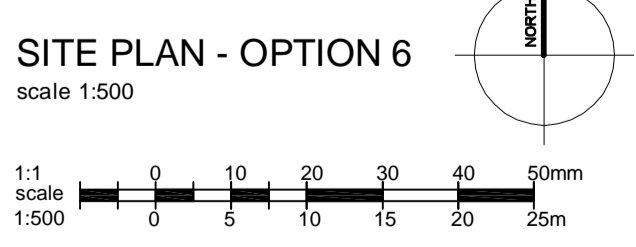




- DWELLING TYPE**
-  TYPE A
2 bed semi detached house
 -  TYPE B
3 bed detached house
 -  TYPE C
4 bed detached
 -  TYPE D
5 bed detached
 -  TYPE E
2 bed bungalow

DWELLING SCHEDULE			
OPEN MARKET			
House type	No's	Storeys	Beds
B	9	2	3
C	3	2	4
D	6	2	5
E	6	1	2
Sub total	24		
AFFORDABLE			
House type	No's	Storeys	Beds
A	16	2	2
Sub total	16		
TOTAL	40		

rev	date	description	by
A	25.06.19	Colour background added	MGS



client : ST MARY'S CHURCH	project title : LAND TO WEST OF THE BREWOOD MEDICAL PRACTICE KIDDEMORE GREEN ROAD, BREWOOD, SOURH STAFFORDSHIRE	drawing title : PROPOSED RESIDENTIAL DEVELOPMENT OPTION 6	project no : 19063	drawing no : 06 A	scale : 1:500@A2	date : JUNE 2019
------------------------------	---	---	-----------------------	----------------------	---------------------	---------------------

